

Mining Statistics Section Data

- 50 000+ mining claims – Chamber of Mines Zimbabwe (CoMZ)
- 66 total minerals in Zimbabwe – Mining Zimbabwe (<https://miningzimbabwe.com/>)

2025 Itemized Total Mineral Production

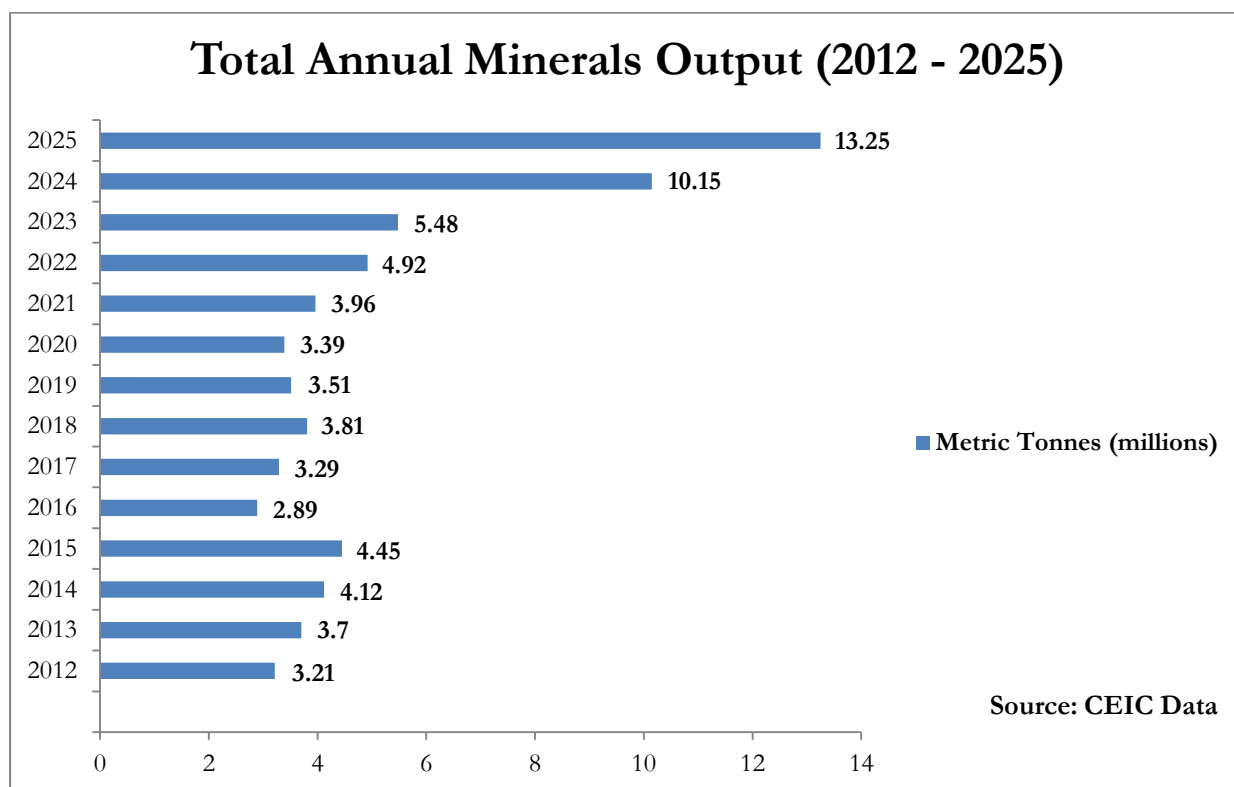
- Chrome – 2.7M metric tonnes
- Diamonds – 4.2M carats
- Copper – 13 800 metric tonnes
- Platinum – 19.6 tonnes
- Coal – 6.3M tonnes
- Nickel – 15 580 tonnes
- Lithium – 3.26M tonnes
- Gold – 46.7 tonnes

Sources: CoMZ, MMCZ, FGR, WPIC (Chamber of Mines Zimbabwe, Minerals Marketing Corporation of Zimbabwe, Fidelity Gold Refinery, World Platinum Investment Council)

● Total Minerals Production (2012 – 2025)

Source: www.ceicdata.com

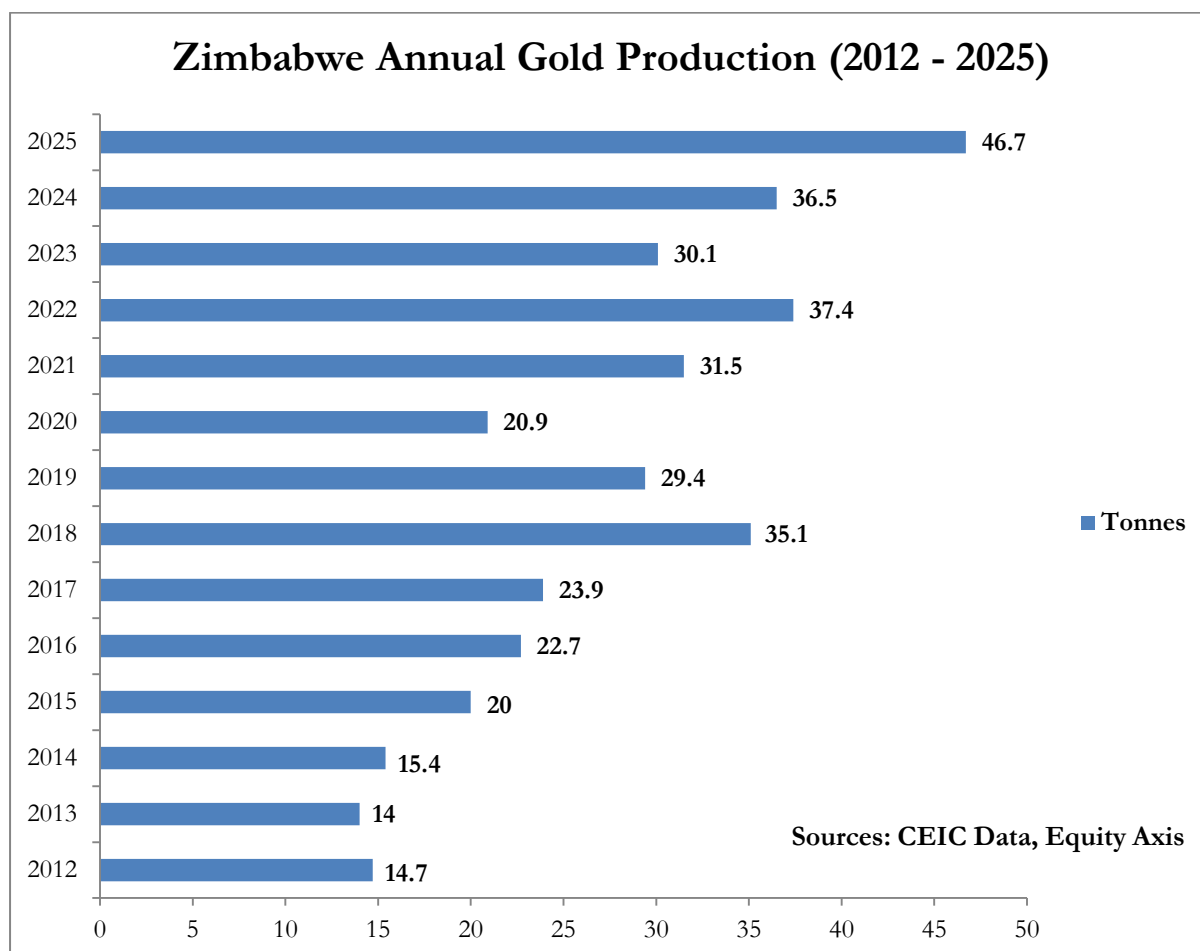
Year	Metric Tonnes
2012	3.21M
2013	3.70M
2014	4.12M
2015	4.45M
2016	2.89M
2017	3.29M
2018	3.81M
2019	3.51M
2020	3.39M
2021	3.96M
2022	4.92M
2023	5.48M
2024	10.15M
2025	13.25M



● **Gold Production (2012 – 2025)**

Source: Equity Axis, www.ceicdata.com

Year	Tonnes
2025	46.7
2024	36.5
2023	30.1
2022	37.4
2021	31.5
2020	20.9
2019	29.4
2018	35.1
2017	23.9
2016	22.7
2015	20.0
2014	15.4
2013	14.0
2012	14.7



Annual Gold Export Revenue (USD)

Source: Equity Axis

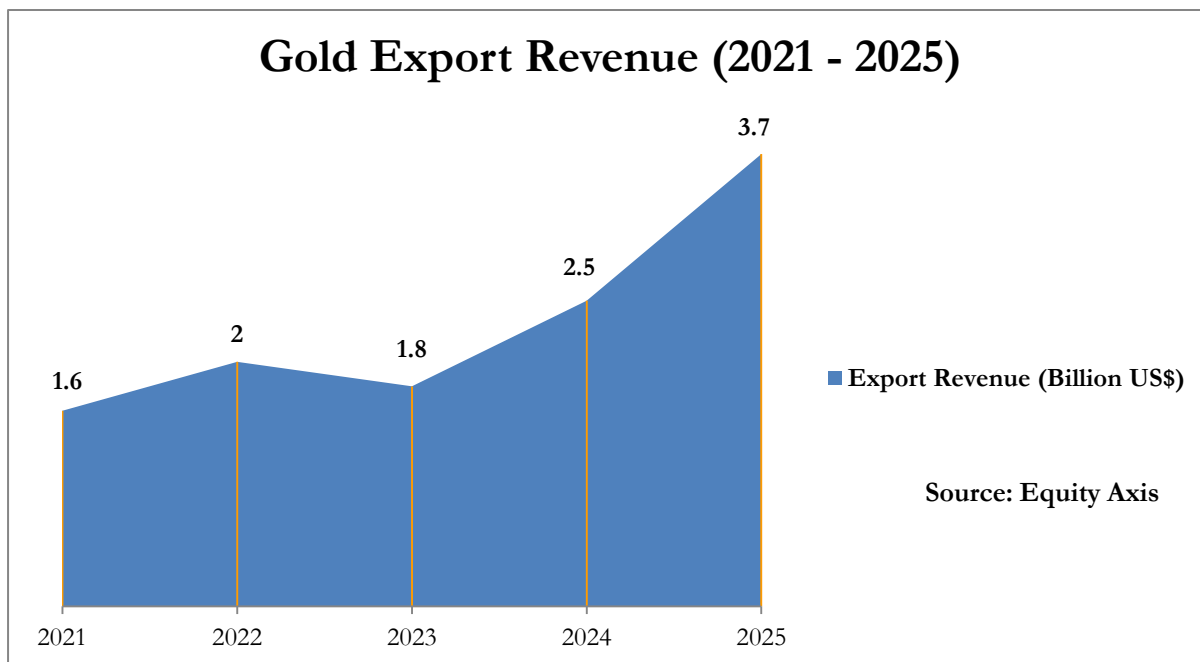
2025 – US\$3.7B

2024 – US\$2.5B

2023 – US\$1.8B

2022 – US\$2B

2021 – US\$1.6B



Annual Lithium Production

Sources: ZimStat, MMCZ, Mining Zimbabwe

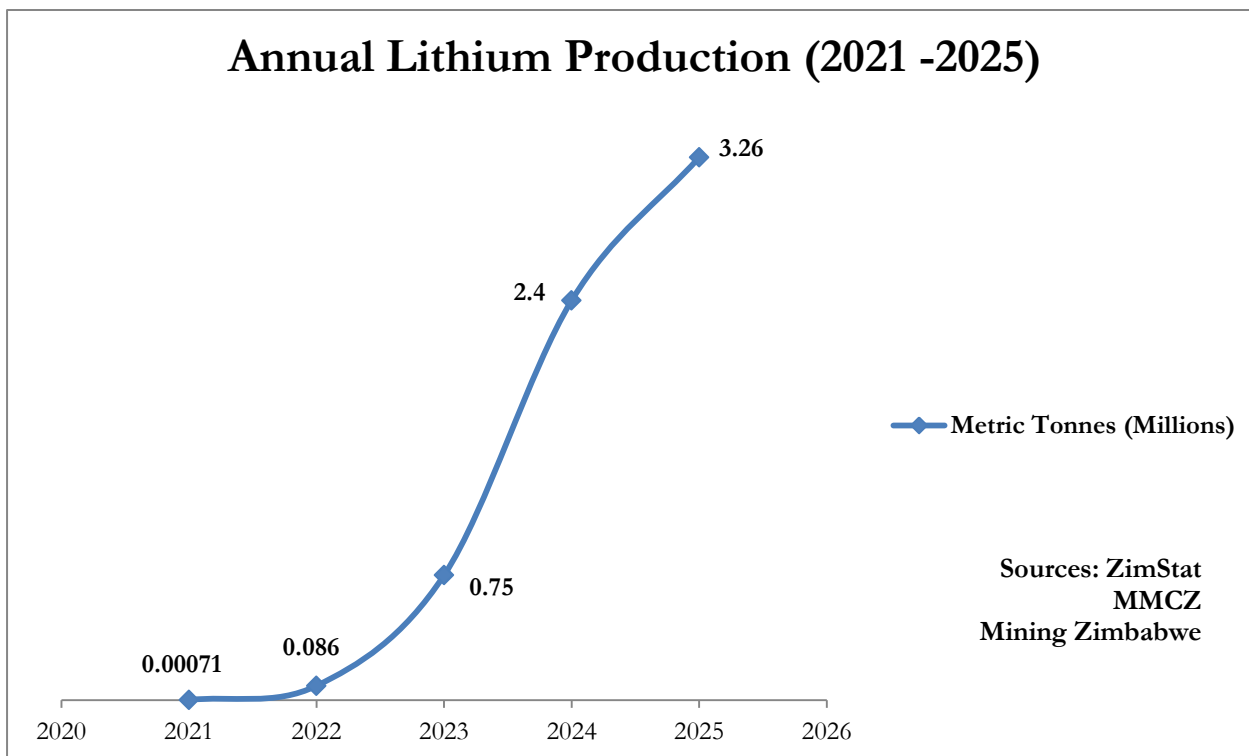
2025 – 3.26M metric tonnes (expected/projected)

2024 – 2.4M metric tonnes

2023 – 745 455 metric tonnes

2022 – 86 330 metric tonnes

2021 – 710 metric tonnes



Annual Chrome Production

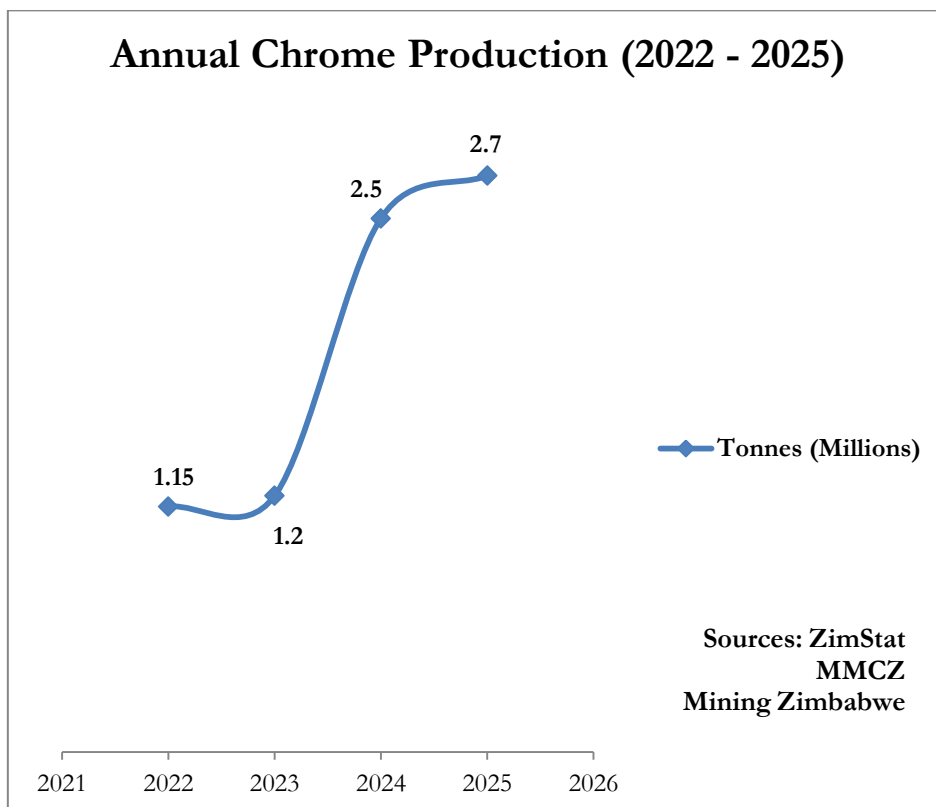
Sources: ZimStat, MMCZ, Mining Zimbabwe

2025 – 2.7M tonnes (expected/projected)

2024 – 2.5M tonnes

2023 – 1 204 755 tonnes

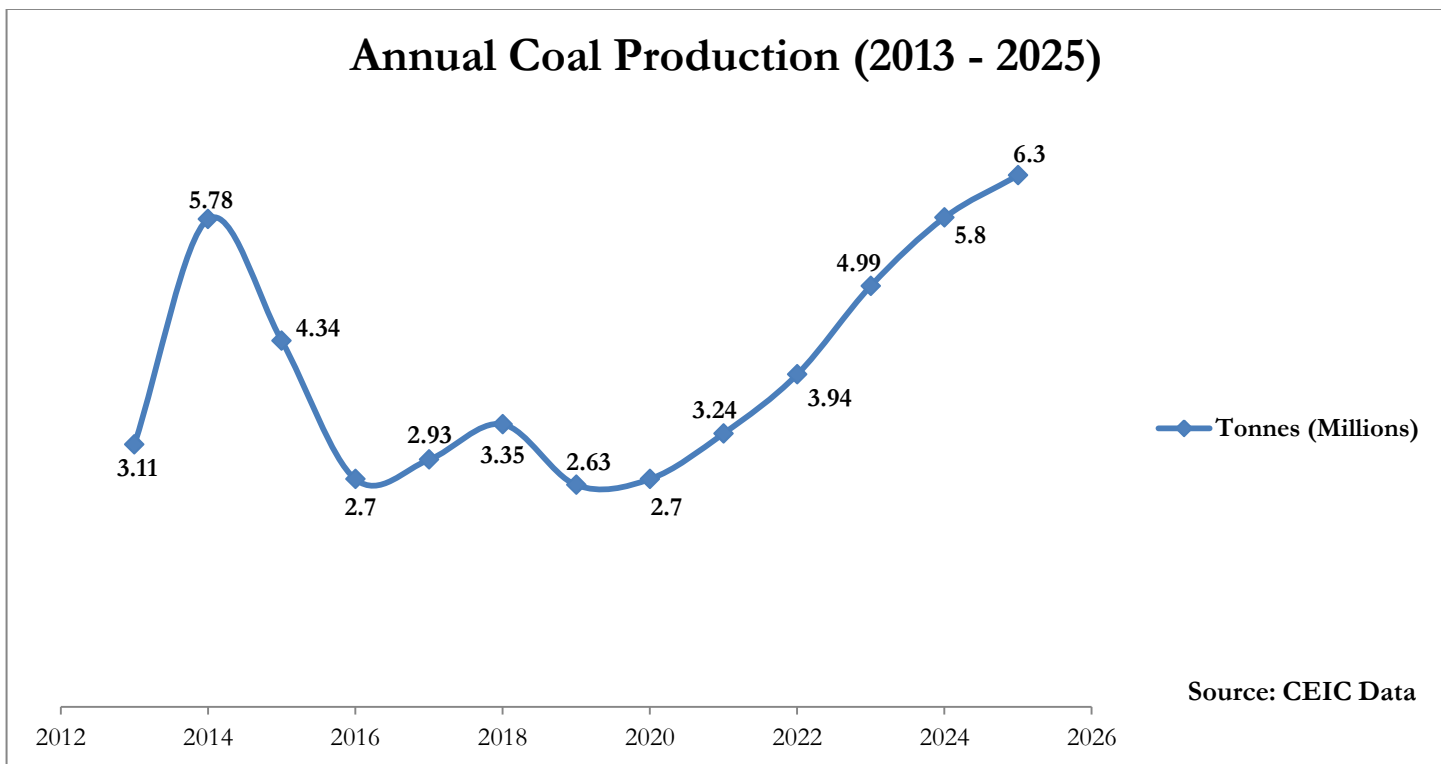
2022 – 1 154 340 tonnes



Annual Coal Production

Source: CEIC Data

Year	Tonnes
2025	6.3M (projected)
2024	5.8M
2023	4.99M
2022	3.94M
2021	3.24M
2020	2.7M
2019	2.63M
2018	3.35M
2017	2.93M
2016	2.7M
2015	4.34M
2014	5.78M
2013	3.11M



Annual Platinum Production

Source: www.theglobaleconomy.com , WPIC

Year	Tonnes
2025	15.25 (projected)
2024	15.9
2023	19.18
2022	17.1
2021	14.7
2020	15
2019	13.9
2018	14.7
2017	14.3
2016	15.1

